

The Power of Illumination

www.bplusl.com

HS Series Electronic Ballasts for HID Lamps



The HS Series Electronic Ballasts are designed to power metal halide HID lamps efficiently and noiselessly. With low THD and high power factor, the HS electronic ballast will increase lamp life and provide energy savings of up to 20% over magnetic ballasts. With its light weight and compact size, the HS Series ballast will help in reducing the bulk of your lighting designs.

The HS Series ballasts will provide flicker free, virtually noiseless operation. The program control circuitry will extend the useful life of lamps with high Voltage pulse starts. The HS Series ballast has thermal protection, short circuit protection, as well as absent/defective lamp

stand-by mode to ensure years of reliable and safe operation.

B+L Technologies' HS electronic ballast offers multiple possibilities to meet your requirements. Please contact our customer service representatives to find out more about these and other lighting products.

General Specifications

- ✓ Available in flush mount or stud mount
- ✓ For one metal halide lamp
- ✓ Input 120VAC 50/60Hz
- ✓ Pulse start between 3 to 4.8 KV
- ✓ Choice of slim or rectangular format
- ✓ Class A sound rating
- ✓ Working frequency: 150 KHz
- ✓ High power factor > 0.99
- ✓ Total harmonic distortion < 10
- ✓ Thermal protection at 105°C, restart @ 50°C
- ✓ Remote mounting: 10 ft (3m)
- ✓ 20% energy savings over magnetic ballast
- ✓ Compact, light weight
- ✓ Replaces magnetic ballasts
- ✓ Flicker-free
- ✓ Output fluctuation: <0.5% with 10% input variation
- ✓ Maximum ambient operating temperature: 50°C
- ✓ Minimum starting temperature: -15°C
- ✓ Program controlled hot restart
- ✓ Number of restart cycles prior to shut down: 30
- ✓ Time to enter standby mode upon detection of defective/absent lamp: 15 minutes
- ✓ Defective/absent lamp standby mode consumption: 1 watt
- ✓ Short circuit protection
- ✓ Certifications: C UL US
- ✓ Class P Type 1 outdoor, potted

1-800-361-1400



Ordering Information

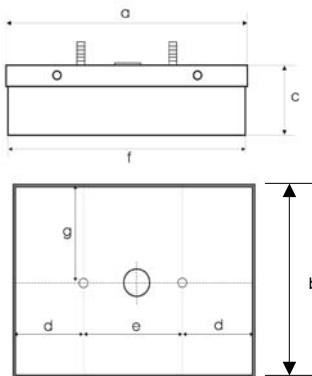
120VAC

Model	Nb Lamp	ANSI Lamp Code	Lamp Watts	Input Current (A)	Input Watts	THD	PF	Peak Open Circuit Voltage	RMS Open Circuit Voltage	Casing Format
HS10-1039-MSX	1	M130	39W	0.38	45.5	9%	0.99	4.8 KV	300V	X
HS10-1039-MBX	1	M130	39W	0.38	45.5	9%	0.99	4.8 KV	300V	B
HS10-1039-MSS	1	M130	39W	0.38	45.5	9%	0.99	4.8 KV	300V	S
HS10-1050-MSX	1	M110, M148	50W	0.49	58	8%	0.99	4.8 KV	300V	X
HS10-1050-MBX	1	M110, M148	50W	0.49	58	8%	0.99	4.8 KV	300V	B
HS10-1050-MSS	1	M110, M148	50W	0.49	58	8%	0.99	4.8 KV	300V	S
HS10-1070-MSX	1	M85, M98, M139, M143	70W	0.66	79	7%	0.99	4.8 KV	314V	X
HS10-1070-MBX	1	M85, M98, M139, M143	70W	0.66	79	7%	0.99	4.8 KV	314V	B
HS10-1070-MSS	1	M85, M98, M139, M143	70W	0.66	79	7%	0.99	4.8 KV	314V	S
HS10-1100-MSX	1	M90, M140	100W	0.94	112	5%	0.99	4.8 KV	300V	X
HS10-1100-MBX	1	M90, M140	100W	0.94	112	5%	0.99	4.8 KV	300V	B
HS10-1150-MSX	1	M81, M102, M142	150W	1.38	164	6%	0.99	4.8 KV	250V	XX

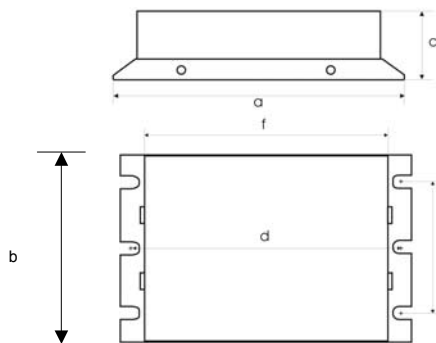
Dimensions

Format	a	b	c	d	e	f
X	5.52"	3.60"	1.31"	5.00"	2.85"	4.66"
B	4.75"	3.60"	1.31"	1.81"	2.83"	4.66"
S	8.19"	1.77"	1.54"	7.80"	1.10"	7.21"
XX	6.70"	4.73"	1.46"	6.38"	4.10"	5.91"

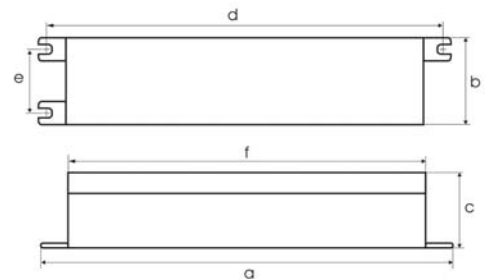
Format B



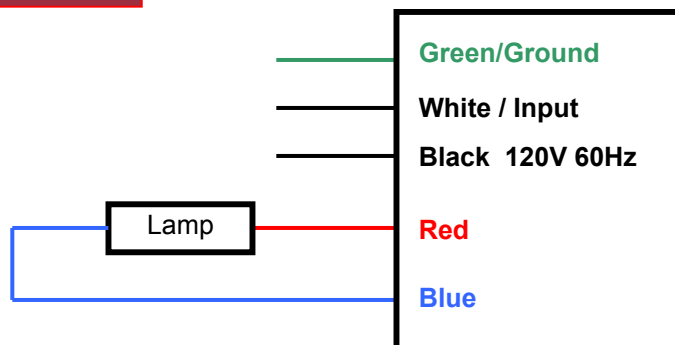
Format X, XX



Format S



Cabling Diagram



Warranty

We are pleased to offer our standard limited warranty to original purchaser
Please consult with factory for details



**1131 Autoroute Laval W.
 Laval (Quebec)
 Canada, H7L 3W3
 Tel.: (450) 663-7884
 1-800-361-1400
 Fax.: (450) 663-7638
www.bplust.com
info@bplust.com**